

## Modular Preparation 800 mm Ambient Unit with 2 Hinged Doors

ITEM # \_\_\_\_\_

MODEL # \_\_\_\_\_

NAME # \_\_\_\_\_

SIS # \_\_\_\_\_

AIA # \_\_\_\_\_


**121816 (TER2P8)**

Ambient Unit with 2 hinged doors, 800mm

### Short Form Specification

Item No. \_\_\_\_\_

Constructed entirely in 304 AISI stainless steel. Front and rear longitudinal stainless steel c-channel reinforcement. Internal and external side panels with sound deadening reinforcements to strengthen structure. Doors incorporate sound deadening internal panels and are fitted with 304 AISI stainless steel hinges allowing an opening of 180° degrees. 150mm height-adjustable (0/+90mm) oversized feet (65x65mm) can be removed for masonry installation. 45° degree internal side corner junction system. 304 AISI middle shelf, with inner double fold to eliminate gaps between sides and back, height-adjustable in 3 positions with a stainless steel support to avoid twisting.

### Main Features

- Masonry installation possible by simply removing feet.
- Extremely easy to clean thanks to the smooth edges.

### Construction

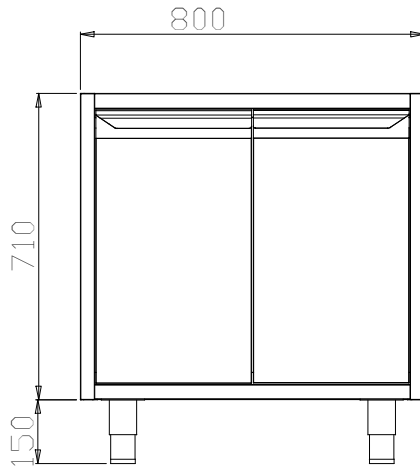
- Made in 304 AISI CrNi 18/10 stainless steel with Scotch Brite finish.
- Front and rear lengthwise stainless steel c-channel reinforcement, 15/10 (16 gauges).
- Internal sides supporting the structure to have 45° degrees internal side corners junction system.
- 30 mm high middle-shelf in AISI 304 stainless steel, height-adjustable in 3 positions, with inner double fold to eliminate gaps between sides and back.
- Sound deadening reinforcements between internal and external side panels to strengthen structure.
- Mounted on 150 mm height adjustable (0/+90 mm) oversized (65x65 mm) feet.
- Hinged door with sound deadening internal panels, fitted with 304 AISI stainless steel hinges on the inner sides, allows a 180° degree opening.

### Optional Accessories

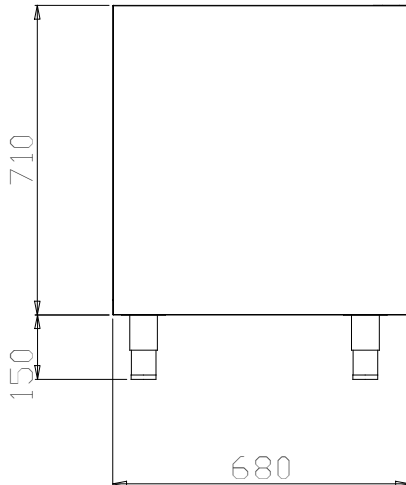
- Stainless steel plinth, 800mm PNC 855824
- Stainless steel plinth for end elements, 700mm depth PNC 855837

APPROVAL: \_\_\_\_\_

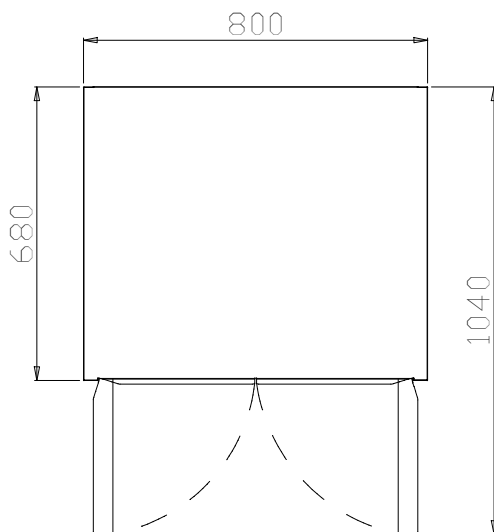
Front



Side



Top



**Key Information:**

|                                     |        |
|-------------------------------------|--------|
| <b>Cabinet width:</b>               |        |
| 121816 (TER2P8)                     | 730 mm |
| <b>Cabinet depth:</b>               | 645 mm |
| <b>Cabinet height:</b>              | 620 mm |
| <b>N° of doors:</b>                 | 2      |
| <b>Door Type:</b>                   | Hinged |
| <b>External dimensions, Width:</b>  | 800 mm |
| <b>External dimensions, Depth:</b>  | 680 mm |
| <b>External dimensions, Height:</b> | 860 mm |
| <b>Net weight:</b>                  | 27 kg  |